


# HOME LEARNING MENU Week 1




Choose \_\_\_ activities to do at home this week..

<p>1. Bake a dessert using an online book or recipe. Follow each step and measurements closely.</p>	<p>2. Play a game like Monopoly, Scattegories, or Yahtzee. Read the directions out loud to the other players.</p>	<p>3. Write a letter to a family member or friend that does not live near you.</p>
<p>4. Use a map to plan your dream vacation. Where would you go? What would you see?</p>	<p>5. Read a book and write a review. Did you like the book? Why or why not? What was the best part? Who else should read it?</p>	<p>6. Turn off all the lights! Grab a book and read with a flashlight.</p>
<p>7. Do some research on the weather in your area for the next week. Record yourself giving a detailed weather report.</p>	<p>8. Make a video of yourself reading your favorite picture book. Send the video to a family member who would also love the story.</p>	<p>9. Download the app, Stack The States, and play the game to learn where the different states are in the United States.</p>

# HOME LEARNING MENU

## Week 2




Choose \_\_\_ activities to do at home this week..

<p>1. Practice your typing skills on <a href="http://typingclub.com">typingclub.com</a>.</p>	<p>2. Create a comic strip to show something fun you did last month. Don't forget conversation bubbles.</p>	<p>3. Use a grocery store ad to plan what you would buy if you had \$35 to spend at the store to make dinner for your family.</p>
<p>4. Plant a seed and research online how to take care of a plant. Make a list of the most important thing that you need to do.</p>	<p>5. Make a creation using Legos. Then list the steps someone would have to follow to make a creation that looks just like yours.</p>	<p>6. Read <u>Alexander and the Horrible No Good Very Bad Day</u>. Then watch the movie. Write about how the book and the movie are similar and how they are different.</p>
<p>7. Hide 5 things around your house. Create a scavenger hunt with written clues or draw a map to help a family member find them.</p>	<p>8. Research the city you live in online. Create a brochure that explains the places to see, places to shop and other things that you can do in the city you live in.</p>	<p>9. Listen to an audio book using <a href="http://getepic.com">getepic.com</a> or <a href="http://audible.com">audible</a>. Write a review about how you liked or disliked the book.</p>

# HOME LEARNING MENU

## Week 3



Choose \_\_\_ activities to do at home this week..

<p>1. Make your own board game. Include written directions. Play with a friend or a family member.</p>	<p>2. Grab a bag of colored candy such as Skittles or M&amp;Ms. Make a graph of the number of candies in each color. in the bag.</p>	<p>3. Write at least 10 questions and interview a family member or friend. You can do it in person or on the phone.</p>
<p>4. Help a family member to make dinner. Be sure to carefully read all the directions.</p>	<p>5. Choose your favorite ocean animal. Create a PowerPoint slide show or a poster to share lots of fun facts about the animal. Include pictures!</p>	<p>6. Make a fort using blankets and chairs. Enjoy a good book inside of your fort!</p>
<p>7. Spend 30 minutes watching videos and playing games on: <a href="http://kids.nationalgeographic.com">kids.nationalgeographic.com</a></p>	<p>8. Create a schedule for your day. Write what time you will start and end each activity and how many minutes you will be spending on a task.</p>	<p>9. Write a short story about a cat and a dog that are best friends. Draw pictures and make your story into a book.</p>